

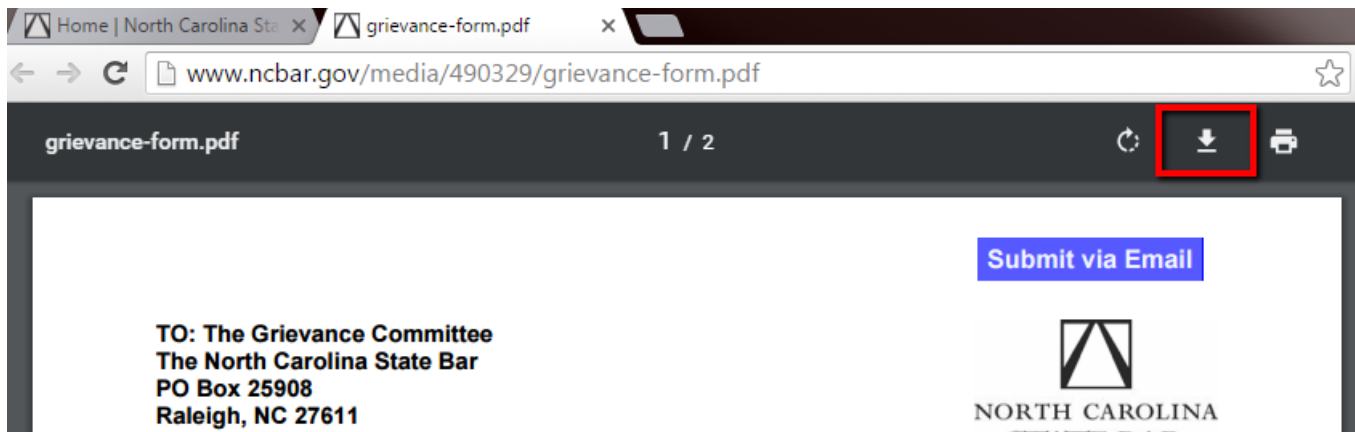
This form contains fillable fields and options, and it is best viewed in Adobe Acrobat. If this form automatically opened in your browser and not in Acrobat, you can still complete the form. However, we do recommend following these steps to save the PDF to your computer and open the file in Acrobat.

I have clicked the PDF link and it opened directly within my browser.

Some browsers have a PDF viewer plugin which will open the PDF links directly within the browser. You will want to save this PDF to your computer. Here is how to save/download the PDF from within the browser's PDF viewer plugin:

Save in Chrome:

- 1) Locate the PDF options bar. (**See image below for an example.** This is displayed at the top of the page, but it will hide as your mouse moves down the page. To reveal the PDF options bar when hidden, bring your mouse to the top of the page).
- 2) Locate the Download icon on the PDF options bar. (**See the red box in the image below.**)

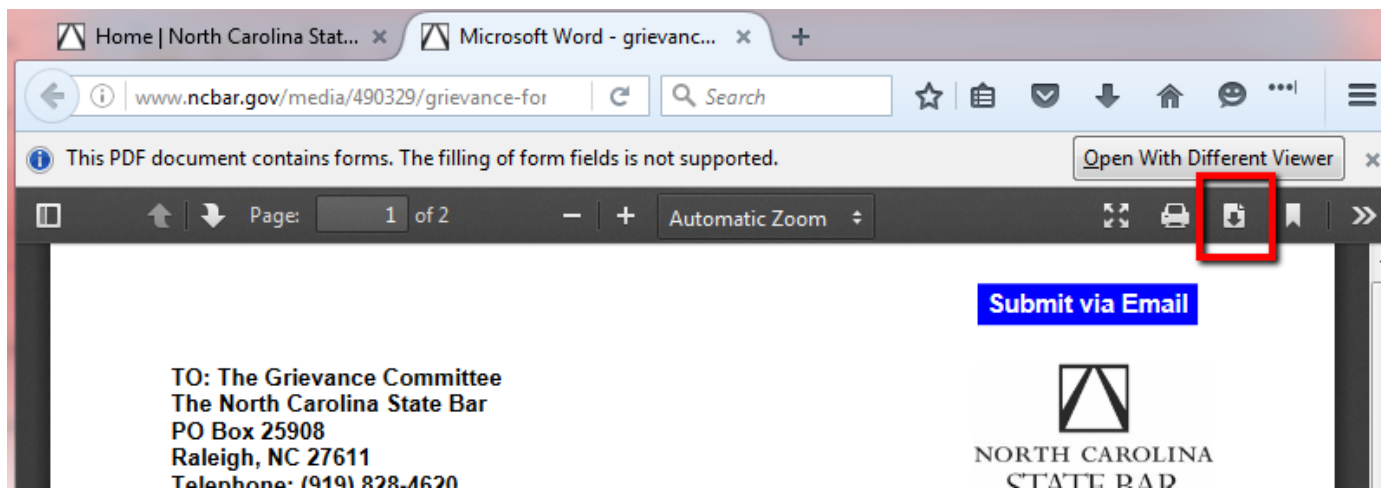


- 3) Click download. **Take note of the location to which you saved the file.**

The file is now saved. Depending on the computer settings, the file may automatically open. If not, open Acrobat, locate where you saved the file, and open.

Save in Firefox:

- 1) Locate the PDF options bar at the top of the page. **See image below for an example.**
- 2) Locate the Download icon on the PDF options bar.

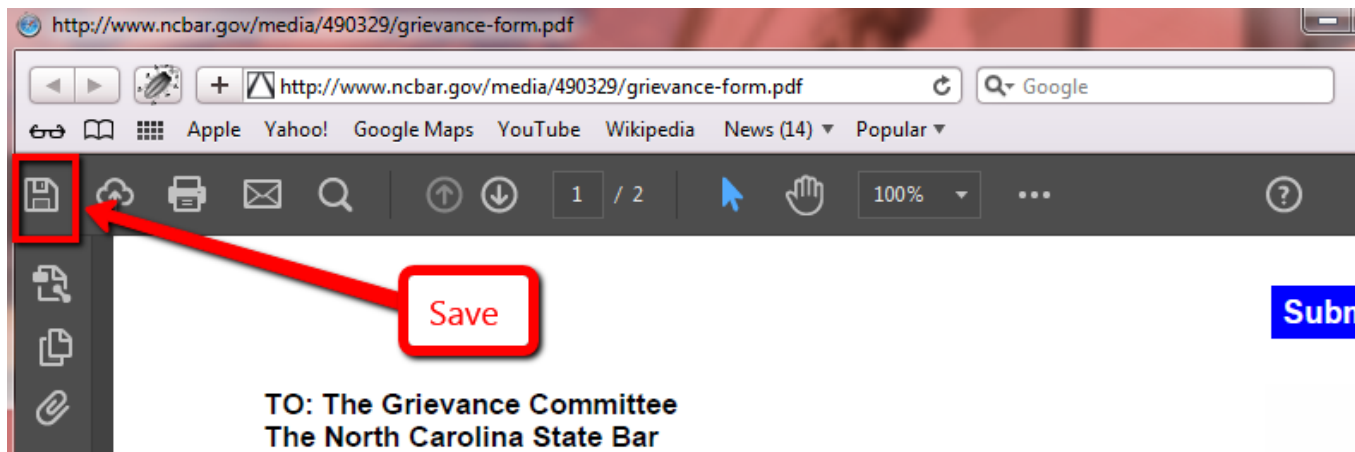


- 3) Click the Download button. **Take note of the location to which you saved the file.**

The file is now saved. Depending on the computer settings, the file may automatically open. If not, open Acrobat, locate where you saved the file, and open.

Save in Safari:

- 1) Locate the PDF options bar at the top of the page. **See image below for an example.**
- 2) Locate the Save icon on the PDF options bar.

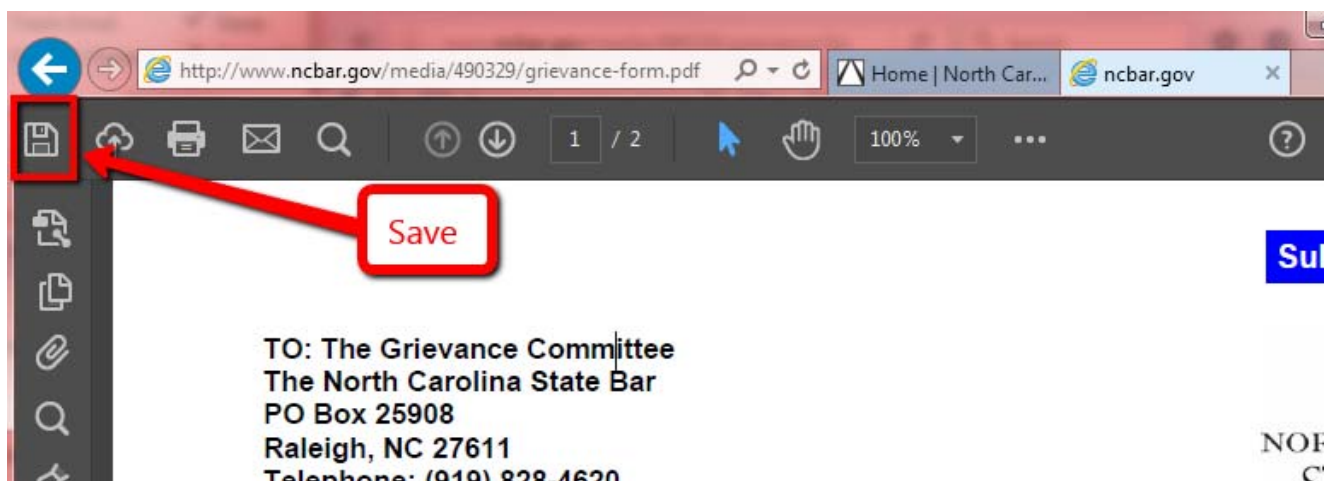


- 3) Click the Save button. **Take note of the location to which you saved the file.**

The file is now saved. Depending on the computer settings, the file may automatically open. If not, open Acrobat, locate where you saved the file, and open.

Save in Internet Explorer:

- 1) Locate the PDF options bar at the top of the page. **See image below for an example.**
- 2) Locate the Save icon on the PDF options bar.



- 3) Click the Save button. **Take note of the location to which you saved the file.**

The file is now saved. Depending on the computer settings, the file may automatically open. If not, open Acrobat, locate where you saved the file, and open.



The North Carolina State Bar

Authorized Practice Committee

TO: The North Carolina State Bar
Authorized Practice Committee
PO Box 25908
Raleigh, North Carolina 27611

NC State Bar Authorized Practice Complaint Form

I am filing a complaint against the person or entity identified below for activities I believe involve the unauthorized practice of law. I agree to cooperate by furnishing to the representatives of the North Carolina State Bar all pertinent information and records in my possession concerning the alleged activities. I further agree to testify at any hearing that may result from the State Bar's investigation.

I understand that this complaint is a public record and the North Carolina State Bar may reveal this information to the accused and to others. Initial _____

I also understand that the State Bar cannot give me legal advice, cannot represent me or intervene on my behalf in a court proceeding, and cannot change court orders. I further understand that if I believe I have suffered damages because of these activities, I should not wait for the State Bar's disposition of my complaint before seeking legal advice or pursuing any legal claim. Initial _____

MY NAME AND ADDRESS

Mr., Mrs., or Ms. _____

Address: _____ City: _____

State: _____ Zip: _____ Telephone: () _____

Email: _____

INFORMATION ABOUT THE OTHER PERSON OR ENTITY

Name: _____

Address: _____ City: _____

State: _____ Zip: _____ Telephone: () _____

Email: _____

Website: _____

DESCRIPTION OF THE COMPLAINT

In the space on the next page, provide a description of your complaint. Be sure to include all the facts that you want the State Bar to consider, including names, dates, and places.

Signature: _____ **Date:** _____

I understand that by typing my name I am confirming the information on this form.

I will attach electronic documents that support the complaint to the email generated when I click the "Submit via Email" button at the top of this page.

I was unable to submit supporting documents electronically. The supporting documents will be sent by mail with a copy of this completed complaint form.